

4

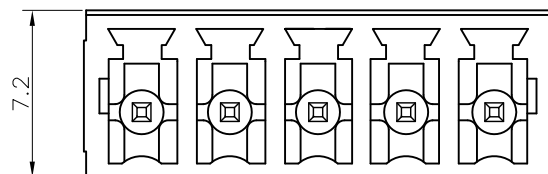
3

2

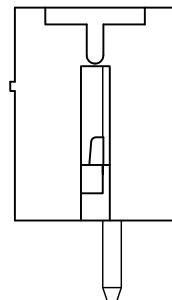
1

REVISION DATA

REV	DESCRIPTION	DATE
A0	NEW DRAWING	2009-03-13



N=Number of contacts



Technical Data:

Material:

Solder Pin: Brass with Tin plated

Insulator body(housing): Polyamide

(Glass filled)(UL94V-0)

Electrical

Voltage rating: 250VAC

Current rating: 8A.

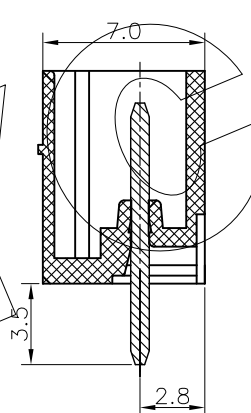
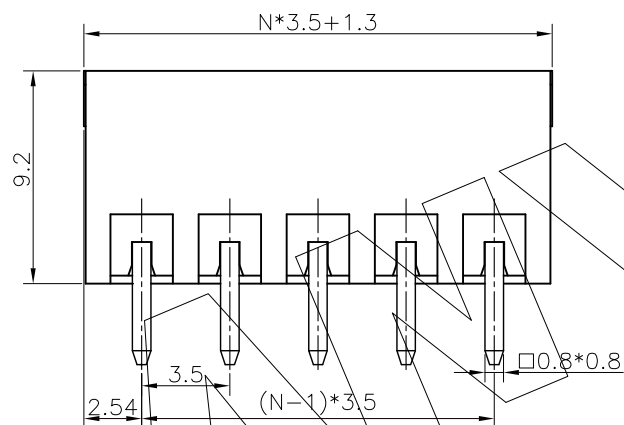
Insulation resistance: 500MΩ at DC 500V

Withstanding Voltage: AC 1200V(1min)

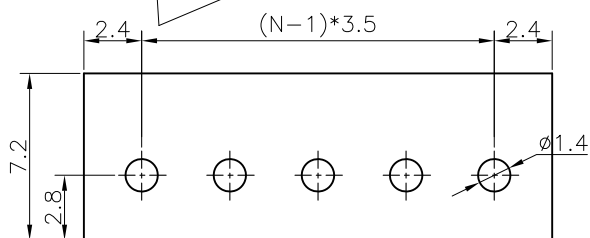
Mechanical:

Using temperature Range: -40°C to +105°C

Soldering temperature: +250°C, 5seconds Max.



EQ-X	XX - 0	X X		
	02	2Pin	3	3.50mm
	To	To	5	Green
	24	24Pin	6	Blue
	3	3.5mm	A	Black
	C	3.81mm		



P.C.B. LAYOUT

ANYCONN® 东莞市恩康电子有限公司

www.enkcom.com

DONGGUAN ANYCONN ELECTRONICS CO.,LTD

TOLERANCE	PROJECTON		TITLE:
ANGLE ±5°	DATE :	2009-03-13	EQ 3.5mm Series
X.XXX ±0.10	DRAWN :	Fuqianshan	PART NO: EQ3XX0X3D
X.XX ±0.20	CHECKED :		DRAWING NO: AN-EQ3XX0X3D
X.X ±0.30	APPROVED :		REV: A0 UNIT: mm SCALE: 3:1 SIZE: A4
X. ±0.50			

4

3

2

1